


NAPLES AREA REAL ESTATE ACTIVITY

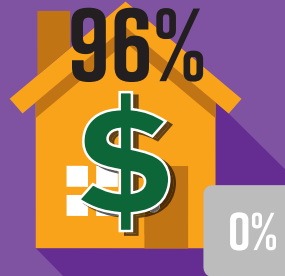
May 2019 compared with May 2018 (percent reporting using rounded figures)



OVERALL INVENTORY



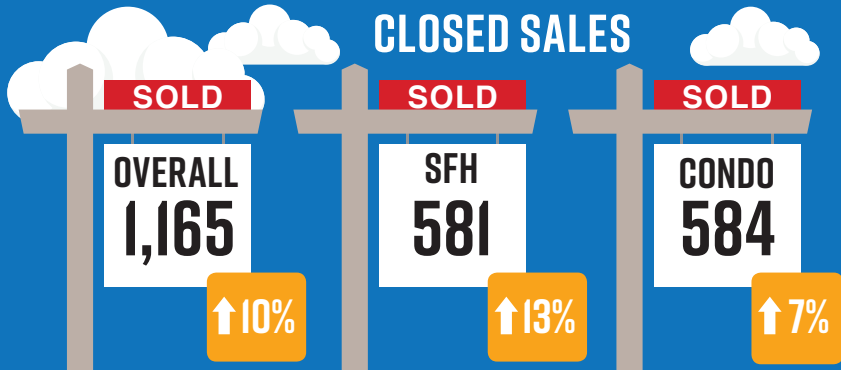
CURRENT LIST TO CLOSED



MEDIAN CLOSED PRICE



CLOSED SALES



DAYS ON MARKET

